



National Toll-Free Hot-Line on Prevention of Human Trafficking and Illegal Migration

REPORT to the IOM Moldova

Implementing Agency: International Center "La Strada"
Geographical Coverage: National
Target groups: (a) potential victims of trafficking (young women and girls)
(b) trafficked persons
(c) professional groups and general public

Reporting Periods: 1) *January – December 2006*
2) *January – December 2007*
3) *January – June 2008*

The report is based on calls regarding Summer Work & Travel Program.

To date, a total of **25 544** of calls have been received and counseled during September 1, 2001 – June 30, 2008.

(These statistics do not include number of fake or inconsistent calls, jokes or other types of calls that were not registered).

CALLS PROFILE

The total number of calls registered and counseled during the reporting period is:

- 1) 3359
- 2) 3581
- 3) 1875

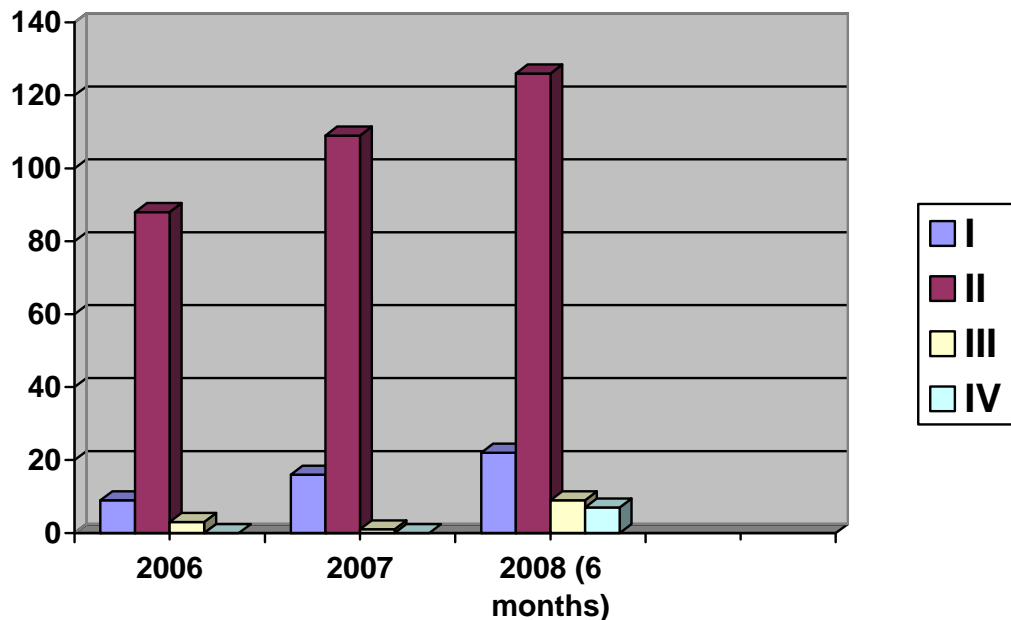
Out of these calls, the number of calls regarding Summer Work & Travel Program is

- 1) 100
- 2) 126
- 3) 179

Out of the calls regarding SWT Program the following distribution by *issue* was registered:

- I. **Request of info of a general nature regarding employment abroad:**
 - 1) 9 calls
 - 2) 16 calls
 - 3) 22 calls
- II. **Request of info of a specific nature regarding employment abroad (following a specific job offer):**
 - 1) 88 calls
 - 2) 109 calls
 - 3) 126 calls
- III. **Request of info regarding migrant status abroad** (for example calls from relatives/friends of those who left for the U.S. and haven't called for a few days. In one case the participant arrived to the U.S. and the sponsor cancelled the work contract. In another case the participant started to work and the boss paid less than what was stipulated in the work contract)
 - 1) 3 calls
 - 2) 1 call
 - 3) 9 calls

- IV. **Request of juridical info/assistance** (for example the applicants wanted to reestablish the amount of money paid for intermediate agency's services, in case of visa rejection of the USA embassy, some intermediate agencies from Moldova insisted to buy air ticket from some concrete travel agencies)
3) 7 calls



- I. Request of info of a general nature regarding employment
 II. Request of info of a specific nature regarding employment abroad (following a specific job offer)
 III. Request of info regarding migrant status abroad
 IV. Request of juridical info/assistance

Calls distribution by month

- In the reported period the largest number of calls was received in:
 - 1) **February (18 calls) and March (11 calls) 2006**
 - 2) **September and November 2007**
 - 3) **April 2008 (89 calls)**

For 2008, this situation is due to the fact that advertising on TV and radio started in April, and there were also a lot of news in mass media. The seminars in Universities of Moldova were delivered in April-May. In June the number of calls decreased due to the fact that most participants of the Program had already arrived to the U.S.

Calls distribution by provenience

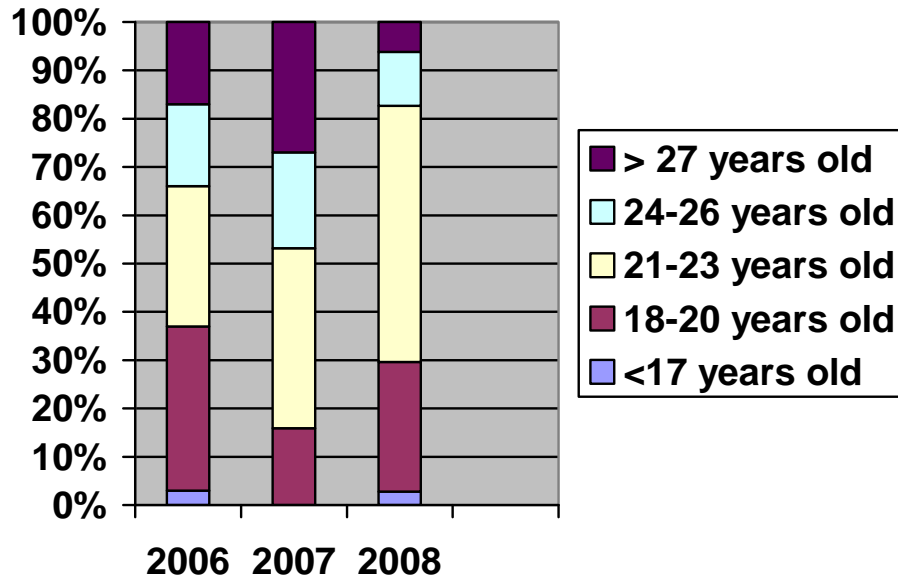
- Through the whole reporting period the number of calls from **Chisinau** is the highest, due to the presence of students in Universities in Chisinau.
 - 1) **60 calls (60%)**
 - 2) **81 calls (64%)**
 - 3) **142 calls (79%)**

Calls distribution by gender

- The distribution of calls by gender demonstrates that **women** called in
 - 1) 55% of cases
 - 2) 68% of cases
 - 3) 53% of cases.

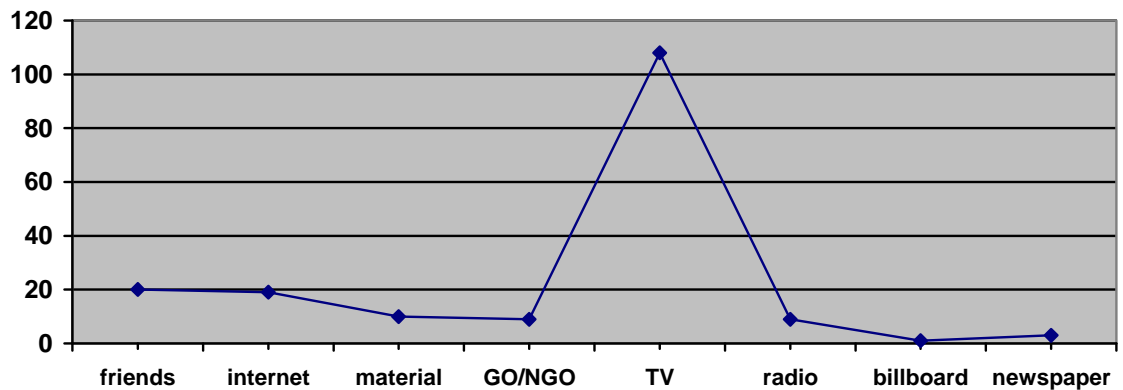
Calls distribution by age

- Most callers are aged between **21 – 23 years old** and it is explained by the students' age.



Calls distribution by source of knowledge

- In the period January – June 2008 the source of knowledge of Hot Line number is **TV** with 108 calls, and **friends** at the second place with 20 calls (*Please refer to Chart below*).



In 2006, **friends** were the main source of knowledge (19 calls), before **materials** (16 calls) and **TV** (13 calls). In 2007, **TV** was the main source (40 calls), followed by **friends** (17 calls).

- From the number of calls regarding **Summer Work & Travel Program**, other people (*relatives/friends/parent*) asked information for the student participant at program
 - 1) **in 28% of cases**
 - 2) **in 23 % of cases**
 - 3) **in 27 % of cases.**